











**ANGEL FIRE**  
RESORT  
**BASE AREA MAP**



↑  
TO SUMMIT



**MAP LEGEND**

- |   |               |   |                        |
|---|---------------|---|------------------------|
|  | Restrooms     |  | Parking                |
|  | Retail        |  | No Parking             |
|  | Dining        |  | Ticket Office          |
|  | Polar Coaster |  | Ski & Snowboard School |

**The Lodge Level 1**  
Front Desk, The Lift

**The Lodge Level 2**  
Restrooms, Chianti's, Legends Grill, Garden Court, Conference Rooms, Group Sales